

Name:

How to Answer Exam Questions and How To Revise

BURGING & Command Words



Summarise what you need to do for each stage:









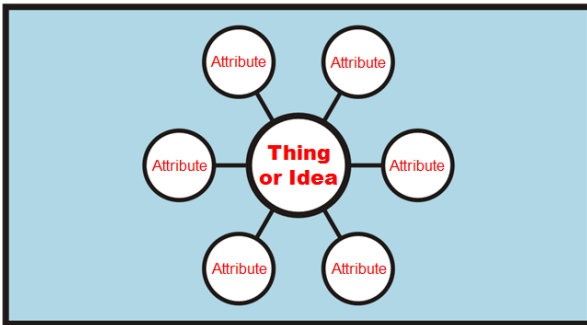
What do the Command Terms mean?

Command Term	What it wants you to do	Thinking Maps to help you prepare answers
State / give / name / write down / complete		
Explain		
Calculate		

What do the Command Terms mean?

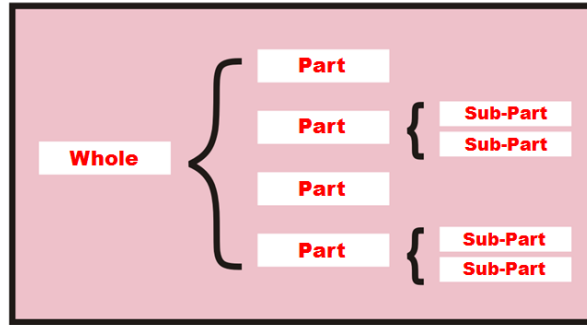
Command Term	What it wants you to do	Thinking Maps to help you prepare answers
Suggest		
Compare		
Evaluate		

Bubble Map



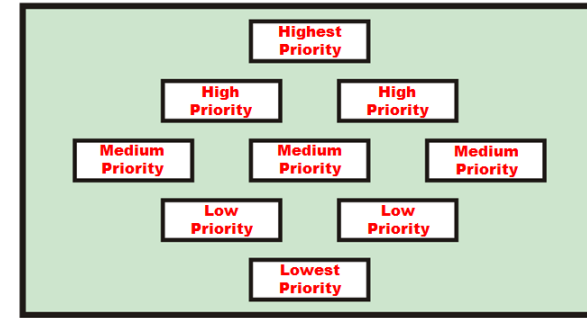
All the attributes should be adjectives

Brace Map

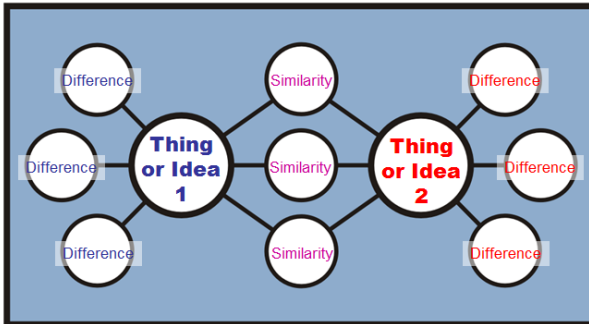


The brace map is used with the name of physical things ie the anatomy of objects

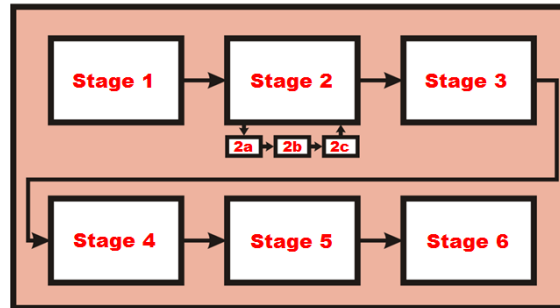
Diamond Nine



Double Bubble Map

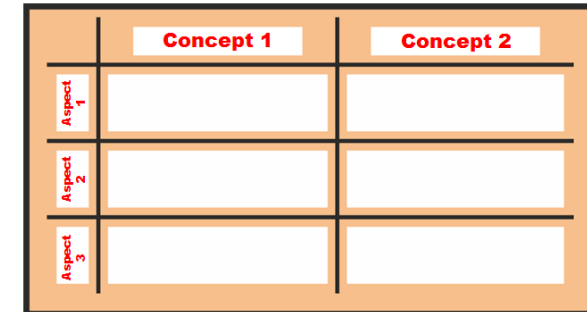


Flow Map

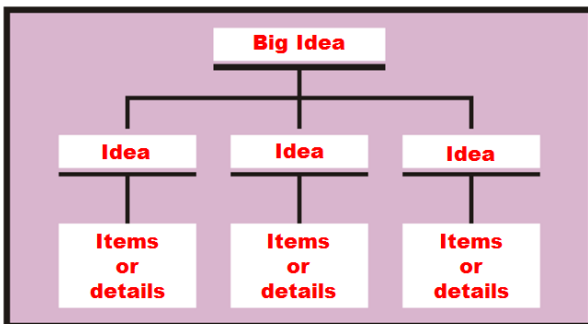


In this flow map, Stage 2 has a sub flow ie stages with in stage 2

Matrix Map

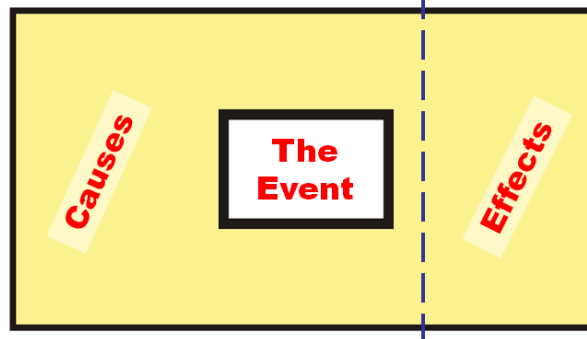


Tree Map



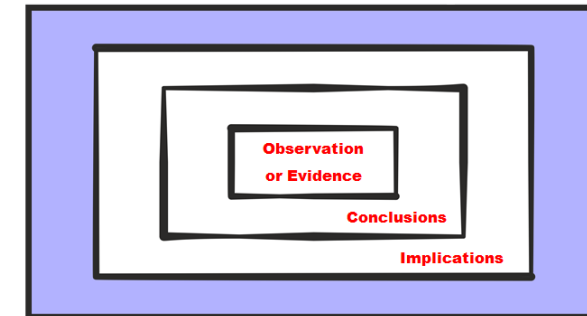
The tree map is to categorise things ie the taxonomy of objects

Multi Flow Map



You may wish students to fold their paper here to concentrate on the causes first.

Inference Map



Using Your Revision Guides

1. Identify your topic from your Progress Proforma
2. Look up a keyword from the topic title in the index
3. Actively read through the information on the pages, make notes condensing information into key statements or a mind map
4. Test your knowledge using the corresponding questions in the back half of the revision guide
5. Check you have fully understood it by answering some exam questions on this topic

Using Pixl Independence

1. Identify your topic from your Progress Proforma
2. Find the relevant topic in the list of booklets
3. Select the type of task that you would like to do that day (or a skill that you know you need to focus on)
4. Complete the task using the resources that are hyperlinked
5. Check your work against the answer booklet

Using Pixl Concept Maps (knowledge acquisition tasks)

1. Identify your topic from your Progress Proforma
2. Find the relevant topic powerpoint in the folder
3. Select the demand that suits your current level (the more gaps the harder it will be)
4. Use the powerpoint in the same folder to help you fill the gaps
5. Check you have understood by completing some differentiated questions you could pick from:
 - a) Get Its (definitions of keywords)
 - b) Know Its (recall of knowledge)
 - c) Grasp Its (Application of knowledge)
 - d) Think Its (Application to new situations)
6. check your answers using the mark schemes and improve any errors

Using GCSE Pod / YouTube Videos

1. Identify your topic from your Progress Proforma
2. Browse or search a keyword from the topic
3. Select a pod to watch make notes condensing information into key statements or a mind map
4. Test your knowledge using the questions in the back of your revision guide, or by using the Pixl It Family questions.